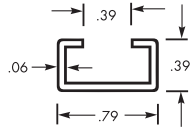


# Mounting Channels

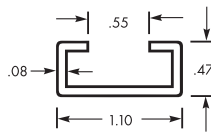
Installation is simple with standard 120" C channels in galvanized steel, 304 stainless steel, or anodized aluminum (C3 only). Either tack weld or bolt into place with optional mounting holes.

## C3 MOUNTING CHANNEL



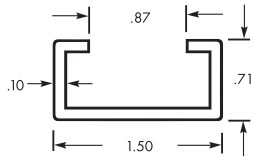
PART NO.	MATERIAL	MOUNTING HOLES	CENTERS
MC 0500	Anodized Aluminum	None	-
MC 0501	Anodized Aluminum	.20 Diameter	12 inch
MC 1000	Galvanized Steel	None	-
MC 1001	Galvanized Steel	.20 Diameter	12 inch
MC 1500	#304 Stainless Steel	None	-
MC 1501	#304 Stainless Steel	.20 Diameter	12 inch

## C5 MOUNTING CHANNEL



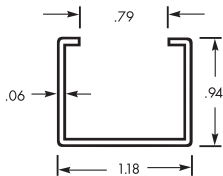
PART NO.	MATERIAL	MOUNTING HOLES	CENTERS
MC 2000	Galvanized Steel	None	-
MC 2001	Galvanized Steel	.20 Diameter	12 inch
MC 2500	#304 Stainless Steel	None	-
MC 2501	#304 Stainless Steel	.20 Diameter	12 inch

## C9 MOUNTING CHANNEL



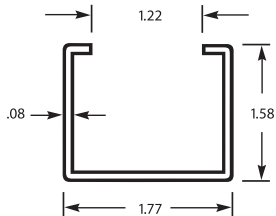
PART NO.	MATERIAL	MOUNTING HOLES	CENTERS
MC 3000	Galvanized Steel	None	-
MC 3001	Galvanized Steel	.20 Diameter	12 inch
MC 3002	Galvanized Steel	.26 Diameter	12 inch
MC 3500	#304 Stainless Steel	None	-
MC 3501	#304 Stainless Steel	.20 Diameter	12 inch

## C10 MOUNTING CHANNEL



PART NO.	MATERIAL	MOUNTING HOLES	CENTERS
MC 4000	Galvanized Steel	None	-
MC 4001	Galvanized Steel	.20 Diameter	12 inch
MC 4500	#304 Stainless Steel	None	-
MC 4501	#304 Stainless Steel	.20 Diameter	12 inch

## C11 MOUNTING CHANNEL



PART NO.	MATERIAL	MOUNTING HOLES	CENTERS
MC 5000	Galvanized Steel	None	-
MC 5500	#304 Stainless Steel	None	-